

/ BROKK 520d

The Brokk 520D outperforms all other diesel-powered machines of its size. It is stronger, faster, and has longer reach, all while maintaining the same compact size as its predecessor, the Brokk 400D. The Brokk 520D is perfect for powerful demolition in places where there is not a reliable power supply and makes it the perfect machine for the most demanding tasks in all industries.

- 7 meter reach
- Diesel-powered
Reliable Brokk SmartPower™
- Compatible with all Brokk 400 and Brokk 500 attachments



Hydraulic breaker in images: BHB 705. Concrete crusher in image: CC700.
Load and stability diagram available on request

TECHNICAL DATA

SIZE

Slewing speed	16 sec/360°
Transport speed, max.	2.5 km/h; 1.6 mph
Climbing inclination, max.	30°
Hydraulic system capacity	145 l; 38.3 US gal
Pump type	Variable load-sensing
System pressure	18 MPa; 2611 psi
Increased pressure to attachment	24 MPa; 3481 psi
Pump flow	125 l/min; 33 US gal/min
Diesel performance - Type 1)	Kohler Four-cylinder, water-cooled, 4-stroke engine
Engine	55 kW; 74 hp diesel EPA Tier 4, EU Stage IV
Engine oil volume	13.2 l; 3.5 US gal
Diesel performance - Type 2)	Kubota Four-cylinder, water-cooled, 4-stroke engine
Engine*	55 kW; 74 hp diesel EPA Tier 3, EU Stage IIIA
Engine oil volume	13.2 l; 3.5 US gal
Fuel tank capacity	70 l; 18.5 US gal
Coolant volume	10 l; 2.6 gal
Freezing point	-40 °C; -40°F
Control type	SmartRemote™, portable
Signal code	Digital
Transfer	Professional radio/Cabel
Range, radio	Up to 300 m
Machine weight**	5500 kg; 12,125 lbs
Recommended attachment weight	700 kg; 1543 lbs

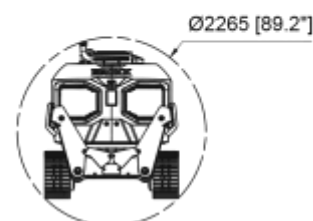
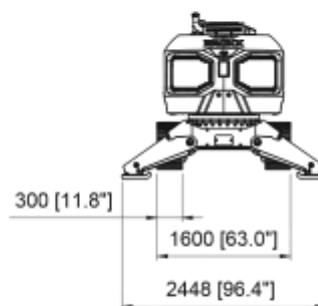
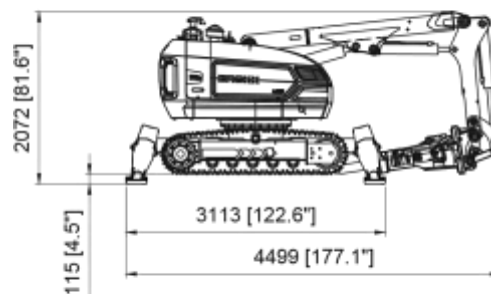

99.2 hp at 2600 rpm (SAE J1995)

**Excluding options and attachment

***Measured according to directive 2000/14/EC, excl. attachment

OPTIONS

Extra cylinder protection



Sound
power

level

LWA*** 101 dB(A)

*Rated power 74 kW:

Heavy duty dipper arm

Rubber caterpillar tracks

Steel caterpillar tracks

Heat resistant hoses

Forced draft cooling for machine

Forced draft cooling for breaker

Steel pads

Atomized water mist **NEW!**

Air flushing for breaker

Water spray for breaker

Extra hydraulic function

Drainage hose

CAN cable connection

Counterweight

Lifting eyes (regular lifting points are standard)

Motion warning

